



**UNITED KINGDOM OF GREAT BRITAIN AND
NORTHERN IRELAND**

Confidence Building Measure Return for 2018
(covering data for 2017) for the
Convention on the Prohibition of the
Development, Production and Stockpiling of
Bacteriological (Biological) and Toxin Weapons
and their Destruction, 10 April 1972

*Submitted to the United Nations
on 28 March 2018*

Declaration form on Nothing to Declare or Nothing New to Declare for use in the information exchange

Measure	Nothing to declare	Nothing new to declare	Year of last declaration if nothing new to declare
A, part 1	<input type="checkbox"/>	<input type="checkbox"/>	<input type="checkbox"/>
A, part 2 (i)	<input type="checkbox"/>	<input type="checkbox"/>	<input type="checkbox"/>
A, part 2 (ii)	<input type="checkbox"/>	<input type="checkbox"/>	<input type="checkbox"/>
A, part 2 (iii)	<input type="checkbox"/>	<input type="checkbox"/>	<input type="checkbox"/>
B	<input type="checkbox"/>	<input type="checkbox"/>	<input type="checkbox"/>
C	<input type="checkbox"/>	<input checked="" type="checkbox"/>	2017*
E	<input type="checkbox"/>	<input type="checkbox"/>	<input type="checkbox"/>
F	<input type="checkbox"/>	<input checked="" type="checkbox"/>	2011 [‡]
G	<input type="checkbox"/>	<input type="checkbox"/>	<input type="checkbox"/>

* covering data for 2016

[‡] covering data for 2010

Date: **28 March 2018**

State Party to the Convention: **United Kingdom of Great Britain and Northern Ireland**

Date of ratification/accession to the Convention: **26 March 1975**

National point of contact: **Helen Walker**
Head of Chemical and Biological Weapons Section
Counter Proliferation and Arms Control Centre
London

Form A, Part 1 (i)

Exchange of data on research centres and laboratories¹

1. Name(s) of facility²

Defence Science and Technology Laboratory (Dstl), Porton Down

Declared in accordance with Form A Part 2(iii)

2. Responsible public or private organization or company

Ministry of Defence (MOD)

3. Location and postal address

Dstl
Porton Down
Salisbury
Wiltshire
SP4 0JQ

4. Source(s) of financing of the reported activity, including indication if the activity is wholly or partly financed by the Ministry of Defence

Largely financed by the MOD

5. Number of maximum containment units³ within the research centre and/or laboratory, with an indication of their respective size (m²)

2 Containment Level 4 (CL4) labs, 335m² total

6. Scope and general description of activities, including type(s) of micro-organisms and/or toxins as appropriate

Research and development into protective measures as defence against the hostile use of micro-organisms and toxins

¹ The containment units which are fixed patient treatment modules, integrated with laboratories, should be identified separately.

² For facilities with maximum containment units participating in the national biological defence research and development programme, please fill in name of facility and mark "Declared in accordance with Form A, part 2 (iii)".

³ In accordance with the latest edition of the WHO Laboratory Biosafety Manual, or equivalent.

Exchange of data on research centres and laboratories¹

1. **Name(s) of facility²**

Public Health England - Colindale

2. **Responsible public or private organization or company**

Public Health England, an executive agency of the UK Department of Health & Social Care

3. **Location and postal address**

Public Health England
61 Colindale Avenue
London
NW9 5EQ

4. **Source(s) of financing of the reported activity, including indication if the activity is wholly or partly financed by the Ministry of Defence**

The UK Department of Health funds this activity as part of its finance of Public Health England's facility at Colindale, London NW9.

5. **Number of maximum containment units³ within the research centre and/or laboratory, with an indication of their respective size (m²)**

1 high containment unit (CL4): 30m²

6. **Scope and general description of activities, including type(s) of micro-organisms and/or toxins as appropriate**

This laboratory is used to provide diagnostic services for Herpes B; viral haemorrhagic fever infections: Lassa fever, Ebola, Marburg, Congo-Crimean haemorrhagic fever; avian influenza and SARS. To support diagnostic services a programme of applied diagnostic research and development is conducted.

¹ The containment units which are fixed patient treatment modules, integrated with laboratories, should be identified separately.

² For facilities with maximum containment units participating in the national biological defence research and development programme, please fill in name of facility and mark "Declared in accordance with Form A, part 2 (iii)".

³ In accordance with the latest edition of the WHO Laboratory Biosafety Manual, or equivalent.

Exchange of data on research centres and laboratories¹

1. Name(s) of facility²

Public Health England – Porton

2. Responsible public or private organization or company

Public Health England, an executive agency of the UK Department of Health & Social Care

3. Location and postal address

Public Health England
Porton Down
Salisbury
Wiltshire
SP4 0JG

4. Source(s) of financing of the reported activity, including indication if the activity is wholly or partly financed by the Ministry of Defence

The UK Department of Health funds this activity as part of its finance of Public Health England's facility at Porton Down.

5. Number of maximum containment units³ within the research centre and/or laboratory, with an indication of their respective size (m²)

2 high containment units (CL4): 59m² and 46m²

6. Scope and general description of activities, including type(s) of micro-organisms and/or toxins as appropriate

This laboratory is used to provide diagnostic services for Herpes B; diagnosis and research into various containment level 4 viruses including Lassa, Ebola, Marburg and other haemorrhagic fever viruses.

¹ The containment units which are fixed patient treatment modules, integrated with laboratories, should be identified separately.

² For facilities with maximum containment units participating in the national biological defence research and development programme, please fill in name of facility and mark "Declared in accordance with Form A, part 2 (iii)".

³ In accordance with the latest edition of the WHO Laboratory Biosafety Manual, or equivalent.

Exchange of data on research centres and laboratories¹

1. Name(s) of facility²

National Institute for Biological Standards and Control

2. Responsible public or private organization or company

The Medicines and Healthcare Products Regulatory Agency, a Non-Departmental Public Body of the UK Department of Health & Social Care

3. Location and postal address

Blanche Lane
South Mimms
Potters Bar
Hertfordshire
EN6 3QG

4. Source(s) of financing of the reported activity, including indication if the activity is wholly or partly financed by the Ministry of Defence

UK Government (Health and Home Office)
University of Wisconsin, US (Bill and Melinda Gates Foundation)
BARDA (Biomedical Advanced Research and Development Authority, US)
EU Seventh Framework Programme collaborative project, FP7 UNISEC 602012 (to identify, develop and clinically test the most promising leads for a universal influenza vaccine)

5. Number of maximum containment units³ within the research centre and/or laboratory, with an indication of their respective size (m²)

Two CL4 units, each of 59 m²

6. Scope and general description of activities, including type(s) of micro-organisms and/or toxins as appropriate

In general, the activities are related to development of assays and testing of reagents. During 2017 active projects involving the following organisms were undertaken:

- Highly pathogenic influenza virus – novel vaccine protection studies; H7N9 reagent development and associated research.

¹ The containment units which are fixed patient treatment modules, integrated with laboratories, should be identified separately.

² For facilities with maximum containment units participating in the national biological defence research and development programme, please fill in name of facility and mark "Declared in accordance with Form A, part 2 (iii)".

³ In accordance with the latest edition of the WHO Laboratory Biosafety Manual, or equivalent.

- *Bacillus anthracis* toxins – made available for vaccine testing, reagent development, development of *in vitro* assays to detect anthrax toxin neutralising antibodies.
- Botulinum toxins (serotypes A, B, E) - laboratory testing of therapeutic anti-toxins.

Exchange of data on research centres and laboratories¹

1. **Name(s) of facility²**

The Francis Crick Institute Containment 4 facility

2. **Responsible public or private organization or company**

Charity

3. **Location and postal address**

The Francis Crick Institute
1 Midland Road
NW1 1AT

4. **Source(s) of financing of the reported activity, including indication if the activity is wholly or partly financed by the Ministry of Defence**

Medical Research Council

5. **Number of maximum containment units³ within the research centre and/or laboratory, with an indication of their respective size (m²)**

One CL4 unit of 298 m²

6. **Scope and general description of activities, including type(s) of micro-organisms and/or toxins as appropriate**

Research and diagnostics on highly pathogenic avian influenza virus

¹ The containment units which are fixed patient treatment modules, integrated with laboratories, should be identified separately.

² For facilities with maximum containment units participating in the national biological defence research and development programme, please fill in name of facility and mark "Declared in accordance with Form A, part 2 (iii)".

³ In accordance with the latest edition of the WHO Laboratory Biosafety Manual, or equivalent.

Form A, Part 1 (i)

Exchange of data on research centres and laboratories¹

1. **Name(s) of facility²**

The Pirbright Institute

2. **Responsible public or private organization or company**

The Pirbright Institute

3. **Location and postal address**

The Pirbright Institute
Pirbright
Woking
Surrey
GU24 0NF

4. **Source(s) of financing of the reported activity, including indication if the activity is wholly or partly financed by the Ministry of Defence**

Biotechnology and Biological Sciences Research Council
Department for Environment, Food & Rural Affairs (Defra)
European Union
Food and Agriculture Organization of the United Nations (FAO)
World Organisation for Animal Health (OIE)
Bill and Melinda Gates Foundation
US Defense Advanced Research Projects Agency
US National Institutes of Health

The Pirbright Institute is not in receipt of Ministry of Defence funding.

5. **Number of maximum containment units³ within the research centre and/or laboratory, with an indication of their respective size (m²)**

No ACDP* Containment Level (CL) 4 laboratories
413m² of ACDP CL3 laboratories excluding plant
257m² of SAPO[†] Level 4, ACDP CL3 laboratories excluding plant
1391m² of SAPO Level 4, ACDP CL2 laboratories excluding plant
4327m² of SAPO Level 4, ACDP CL2 animal accommodation including plant

¹ The containment units which are fixed patient treatment modules, integrated with laboratories, should be identified separately.

² For facilities with maximum containment units participating in the national biological defence research and development programme, please fill in name of facility and mark "Declared in accordance with Form A, part 2 (iii)".

³ In accordance with the latest edition of the WHO Laboratory Biosafety Manual, or equivalent.

**Advisory Committee on Dangerous Pathogens*
†Specified Animal Pathogens Order

6. **Scope and general description of activities, including type(s) of micro-organisms and/or toxins as appropriate**

Diagnosis and surveillance of exotic animal diseases and research into control measures for those diseases. The Pirbright Institute maintains FAO and OIE Reference laboratories. Micro-organisms are categorised up to and including SAPO 4 and ACDP Hazard Group 3. These include but are not limited to: Foot and mouth disease, bluetongue, swine vesicular disease, African Horse Sickness, Capripox, African swine fever, Peste des Petits Ruminants, Rinderpest, Chickungunya and Rift Valley fever.

Exchange of data on research centres and laboratories¹

1. **Name(s) of facility²**

Animal and Plant Health Agency (APHA)

2. **Responsible public or private organization or company**

Department for Environment, Food & Rural Affairs (Defra)

3. **Location and postal address**

Woodham Lane
Addlestone
Surrey
KT15 3NB

4. **Source(s) of financing of the reported activity, including indication if the activity is wholly or partly financed by the Ministry of Defence**

Most funding is through Defra.

5. **Number of maximum containment units³ within the research centre and/or laboratory, with an indication of their respective size (m²)**

SAPO* Level 4 (Defra):

2 x Avian Influenza laboratories 1 = each 100 m²

1 x Newcastle Disease Virus laboratory = 100 m²

1 x Rabies virus laboratory = 100 m²

1 suite of Serology laboratories capable of increasing to SAPO level 4, but which usually runs at ACDP[†] level 2 = 200 m²

1 x Animal facility consisting of 14 individual rooms divided into 2 suites mainly used for Avian Influenza and Newcastle Disease statutory diagnosis testing and research = 800m²

* *Specified Animal Pathogens Order*

[†] *Advisory Committee on Dangerous Pathogens*

¹ The containment units which are fixed patient treatment modules, integrated with laboratories, should be identified separately.

² For facilities with maximum containment units participating in the national biological defence research and development programme, please fill in name of facility and mark "Declared in accordance with Form A, part 2 (iii)".

³ In accordance with the latest edition of the WHO Laboratory Biosafety Manual, or equivalent.

6. **Scope and general description of activities, including type(s) of micro-organisms and/or toxins as appropriate**

Diagnosis, statutory testing and applied research on the epidemiology and pathology of the disease of farmed, domesticated livestock (cattle, sheep, pigs and poultry) and wild animal reservoirs. Bacteria and viruses in ACDP hazard groups 1-3, GM class 1-4 and SAPO hazard groups 2-4.

Exchange of data on research centres and laboratories¹

1. Name(s) of facility²

Meril Animal Health, Biological Laboratory

2. Responsible public or private organization or company

Private company: Meril Animal Health, a Boehringer Ingelheim company

3. Location and postal address

Ash Road
Pirbright
Surrey
GU24 0NQ

4. Source(s) of financing of the reported activity, including indication if the activity is wholly or partly financed by the Ministry of Defence

Private finance

5. Number of maximum containment units³ within the research centre and/or laboratory, with an indication of their respective size (m²)

5 SAPO* Level 4 containment units (manufacturing laboratories and QC testing laboratories for the production of foot and mouth disease and bluetongue disease vaccines)

6. Scope and general description of activities, including type(s) of micro-organisms and/or toxins as appropriate

Production of inactivated foot and mouth disease antigen and vaccines, and bluetongue disease antigen

* *Specified Animal Pathogens Order*

¹ The containment units which are fixed patient treatment modules, integrated with laboratories, should be identified separately.

² For facilities with maximum containment units participating in the national biological defence research and development programme, please fill in name of facility and mark "Declared in accordance with Form A, part 2 (iii)".

³ In accordance with the latest edition of the WHO Laboratory Biosafety Manual, or equivalent.

Form A, part 1 (ii)

Not Applicable

If no BSL4 facility is declared in Form A, part 1 (i), indicate the highest biosafety level implemented in facilities handling biological agents¹ on a State Party's territory:

Biosafety level 3 ²	yes / no
Biosafety level 2 ³ (if applicable)	yes / no

Any additional relevant information as appropriate:

¹ Microorganisms pathogenic to humans and/or animals

² In accordance with the latest edition of the WHO Laboratory Biosafety Manual and/or the OIE Terrestrial Manual or other equivalent internationally accepted guidelines.

³ In accordance with the latest edition of the WHO Laboratory Biosafety Manual and/or the OIE Terrestrial Manual or other equivalent internationally accepted guidelines.

Form A, Part 2 (i)

National Biological Defence Research and Development Programmes Declaration

Are there any national programmes to conduct biological defence research and development within the territory of the State Party, under its jurisdiction or control anywhere? Activities of such programmes would include prophylaxis, studies on pathogenicity and virulence, diagnostic techniques, aerobiology, detection, treatment, toxinology, physical protection, decontamination and other related research.

Yes

If the answer is Yes, complete Form A, part 2 (ii) which will provide a description of each programme.

Two Forms A, Part 2 (ii) are provided detailing programmes funded by the Ministry of Defence at (a) and the Home Office at (b).

(a) National biological defence research and development programmes

Description

1. **State the objectives and funding of each programme and summarize the principal research and development activities conducted in the programme. Areas to be addressed shall include: prophylaxis, studies on pathogenicity and virulence, diagnostic techniques, aerobiology, detection, treatment, toxinology, physical protection, decontamination and other related research.**

The objectives of the UK MOD biological defence research and development programme reflect the National Security Strategy (NSS), Strategic Defence and Security Review (SDSR), the National Security through Technology White Paper and the Chemical, Biological, Radiological and Nuclear (CBRN) Protection Capability Management Plan (CMP).

The Vision of Defence Capability in this area has been defined as the delivery of cross Defence Lines of Development (DLoD) military capability to minimise the impact to operations of the CBRN threat, by managing risk and utilising a coherent basket of CBRN capabilities tailored to suit the context. The keys to success are the economies of resource and synergies that can be exploiting true cross DLoD capability development and Through Life Capability Management (TLCM). This will enable creative and innovative solutions to be delivered to mitigate clearly defined problems.

Hazard Assessment

CBR Hazard Assessment maintains the ability to provide an effective assessment of the current and developing CBR hazard and is thus the bedrock on which sound CBR defence is built. It requires the evaluation of the range of potential biological and toxin agents that might be utilised by a potential aggressor. The information generated helps define defence strategy, concepts and doctrine, as well as identifying the required performance of protective equipment. Therefore Hazard Assessment is an essential enabler to the CBR capability.

The studies undertaken necessarily involve activities such as consideration of the agents' potency and dissemination characteristics, their aerobiology and the way in which they might be utilised by an aggressor in military and terrorist scenarios. This includes the potential impacts of genomics and proteomics. This work is essential to determine the challenge levels against which detectors, protective equipment and countermeasures must be effective. Current work includes studying the inhalation toxicity of a range of materials and the aerosol survival of pathogenic bacteria and viruses.

Detection and diagnostics

The ability to detect the presence or release of biological and toxin warfare (BTW) agents across the battlespace is crucial in providing timely warning to military personnel to allow them to adopt the appropriate protective posture and avoid casualties. Work programmes have focussed on technologies for improved sample collection, non-specific detection (to detect particulate material), generic detection (to distinguish between biological and non-biological materials) and specific identification (to identify the material). The objective is to

develop point detection systems that are man portable and impose less logistic burden than current systems.

Technologies for the specific identification of BTW currently rely on the use of Biological Recognition Elements, such as antibodies and gene probes. The research programme has continued to develop specific antibodies - recombinant, monoclonal and polyclonal – to extend the range of potential BTW agents that can be identified. Testing is conducted in the laboratory by assessing the binding of the BTW agent to the generally immobilised antibody, monitored either through a linked colour change (e.g. Dipsticks) or electronically (biosensors).

Gene probe-based technology offers highly sensitive and specific assays for the identification of BTW agents like bacteria and viruses. Work is continuing in order to accelerate and simplify the methodology thus rendering it suitable for military use. Rapid PCR systems have been developed so that this technology can be used in field situations. In addition, similar technologies are also being investigated for use in medical diagnostic systems.

The research programme has continued to assess whether biological mass spectrometry technology could offer unambiguous detection and identification of BTW agents with a significant reduction in whole life costs.

Protection

The dissemination of BTW agents by an aggressor is likely to result in the production of particulate aerosols. Effective individual and collective protection (COLPRO) requires the prevention of the inhalation of this particulate challenge or its contact with the skin of personnel. Individual Protective Equipment (IPE) consists of a respirator and suit while collective protection systems provide isolation from a BW agent challenge in the form of whole buildings, rooms, ships or vehicles.

Current research focuses on providing IPE with effective levels of protection but with significantly reduced physiological loading compared with in-service equipment. This involves the development of new materials, integrating the materials into protective suit ensembles, and assessing the performance of the ensembles using non-pathogenic micro-organisms.

COLPRO research aims to design systems that provide the required levels of protection but pose a lower logistical burden on the user. This includes assessing the potential of Commercial off the Shelf (COTS) systems to meet the requirements of UK Armed Forces, including rapid strike, lightweight and low power requirements as well as incorporating protection into general purpose tentage.

Medical Countermeasures

The Medical Countermeasures (MedCM) programme seeks to determine the efficacy of vaccines, antibiotics, antivirals and antitoxins for the prevention of disease caused by BW agents.

The current suite of in-service MedCM offers a capability which does not protect against all BW agents. In some cases, no licensed MedCM are available and in others the in-service provision provides protection against lethality but not incapacitation. Opportunities for using COTS MedCM are extremely limited. Where no COTS solutions exist, and there is a realistic prospect of identifying feasible candidate MedCM, additional research has been

performed to establish 'proof-of-principle' for potential interventions. Before COTS products or other medical interventions can be recommended, evidence base for their use in the treatment of personnel exposed to CBR agents has been assessed.

Programmes have continued to devise vaccines against tularemia (caused by *Francisella tularensis*) and melioidosis/glanders (caused by *Burkholderia pseudomallei/mallei*). A sub-unit vaccine approach is being employed for the development of vaccine candidates for Q-fever (caused by *Coxiella burnetii*). These vaccines will be tested using inhalation challenge models of disease.

Assessment of candidate anti-toxins against ricin, botulinum and SEB has continued, assessing efficacy, safety and acceptability.

The programme to explore the development of broad-spectrum BW countermeasures has continued, including therapies against *Brucella*, VEEV and Filoviruses. It has three broad elements: to investigate the up-regulation of the innate immune system, for example through immunomodulator stimulation; to determine whether there are cross-protective antigens or common mechanisms of virulence shared by different BW agents; and, to identify broad spectrum antimicrobials. Antibiotics and anti-virals, which are newly emerging from industry, are being tested to investigate whether they are effective against a wide range of candidate BW agents.

Projects to identify how animal models of disease can be replaced with *in vitro* assays, cell or organ culture systems are continuing.

Hazard Management

The ability to decontaminate personnel, materiel and infrastructure once an aggressor has dispersed BTW agents is a key element to hazard management and restoring operational tempo. Research aims to develop low logistic burden approaches for decontamination of BTW agents based on liquid formulations, strippable coatings, and reactive gases. Validated test methodologies for determining the efficacy of these decontamination processes are also being developed in parallel.

Arms Control

Dstl staff at Porton Down provide technical advice on CBW non-proliferation to the Ministry of Defence and the Foreign and Commonwealth Office as well as to other Government Departments involved in formulating and implementing UK policy on non-proliferation matters. Since its formation in July 2016, such advice has been provided to the Counter Proliferation and Arms Control Centre (CPACC), which consolidates in a single location expertise and policy-making on international counter proliferation and arms control issues, drawing from the Foreign and Commonwealth Office (FCO), Ministry of Defence (MOD), Department for International Trade (DIT) and the Department for Business, Energy and Industrial Strategy (BEIS). Over the years, Dstl support has included working towards and participating in: the Review Conferences of the BTWC; the Ad Hoc Group of Governmental experts tasked with identifying and examining potential verification measures; the Special Conference of States Parties held in September 1994; the BTWC Ad Hoc Group; and the annual Meetings of Experts and of States Parties during the intersessional programmes of work following the Fifth, Sixth, Seventh and Eighth Review Conferences.

Dstl staff assist in collating data for the UK Confidence Building Measures returns and provide technical advice towards the formulation and execution of policy on export control legislation, covering items related to biological weapons proliferation in foreign countries.

Dstl staff also assist BEIS in its role as the UK National Authority for the Chemical Weapons Convention, providing technical support over declarations, licensing, and inspections. Dstl operates the UK's Single Small Scale Facility at Porton Down, which has been declared under the CWC.

Dstl staff are also involved in supporting the UK International Biological Security Programme, part of the UK contribution to the Global Partnership, which seeks to promote safe, secure and responsible application of dual use biological science internationally.

2. State the total funding for each programme and its source.

The UK national biological defence research and development programme is concerned with the provision of effective measures for the UK and its Armed Forces against the threat that biological weapons may be used against them. The total UK expenditure on research and development on biological defence for the protection of the UK and its armed forces against micro-organisms and toxins in the fiscal year, April 1st 2017 - March 31st 2018 is forecast to be £46.2 M. This includes £15.9 M for work as project support to the procurement of armed forces biological defence equipment.

3. Are aspects of these programmes conducted under contract with industry, academic institutions, or in other non-defence facilities?

Yes

4. If yes, what proportion of the total funds for each programme is expended in these contracted or other facilities?

During the fiscal year April 1st 2017 to March 31st 2018, a total of 41 extramural contracts were placed. Of these, 7 extramural contracts on research and development aspects relating to biological defence were in place with universities and other academic institutions, and 34 extramural contracts with other bodies, which are either government funded or industrial companies. Funding for these extramural contracts during the fiscal year totalled approximately £12.5 M. This represents ~27% of the total UK expenditure in the fiscal year on research and development on biological defence. The duration of individual contracts varies from a few months to three or four years, and in a few cases they include periods of work at Dstl. The precise institutions and companies are constantly varying as they are selected according to the needs of the defence programme and the availability of the necessary specialist skills.

5. Summarize the objectives and research areas of each programme performed by contractors and in other facilities with the funds identified under paragraph 4.

Contracts are let on specific research topics in support of the main research programme carried out at Dstl.

6. Provide a diagram of the organizational structure of each programme and the reporting relationships (include individual facilities participating in the programme).

The 'National Counter Proliferation Strategy to 2020' describes how the UK aims to prevent the spread or further development of chemical, biological, radiological and nuclear capability or advanced military technology which could threaten UK interests or regional stability. The current Strategy broadly follows the same lines of action as over the previous five years, but has been restructured and updated to take account of new developments. It focuses UK action around three strands:

- influencing the intent of others, as the most effective way of controlling capabilities;
- controlling access globally to the materials and knowledge that would allow a hostile state or terrorist group to act on that intent;
- identifying and disrupting illicit attempts to circumvent these controls.

Defence's Counter-CBRN (C-CBRN) Policy defines Defence's contribution to the cross-Government effort to counter CBRN threats to the UK, UK vital interests and the Armed Forces. It provides strategic guidance to Defence CBRN activities and a policy-based framework for decision-makers and operators involved in countering CBRN, including capability management. Joint Forces Command (JFC) Capability SP Head is responsible for the development of CBRN Defence capability and is the customer focus for the output from the research programme. Acquisition of tri-service CBRN protective equipment and CBR Medical Countermeasures is carried out by the Defence Equipment and Support (DE&S) CBRN Delivery Team. Research at Dstl, Porton Down is undertaken in response to the requirements of these customers within MOD, and Dstl provides technical and policy advice as appropriate.

7. Provide a declaration in accordance with Form A, part 2 (iii) for each facility, both governmental and non-governmental, which has a substantial proportion of its resources devoted to each national biological defence research and development programme, within the territory of the reporting State, or under its jurisdiction or control anywhere.

The only UK facility which has a substantial proportion of its resources devoted to the national biological defence research and development programme is Dstl, Porton Down, for which a declaration is made on Form A Part 2 (iii).

(b) National biological defence research and development programmes

Description

1. **State the objectives and funding of each programme and summarize the principal research and development activities conducted in the programme. Areas to be addressed shall include: prophylaxis, studies on pathogenicity and virulence, diagnostic techniques, aerobiology, detection, treatment, toxinology, physical protection, decontamination and other related research.**

The Home Office (HO) co-ordinates the CONTEST programme. The research undertaken under this programme is aimed at enhancing the UK's capability to minimise the risk of a CBRN terrorist incident.

2. **State the total funding for each programme and its source.**

£480,000

3. **Are aspects of these programmes conducted under contract with industry, academic institutions, or in other non-defence facilities?**

No

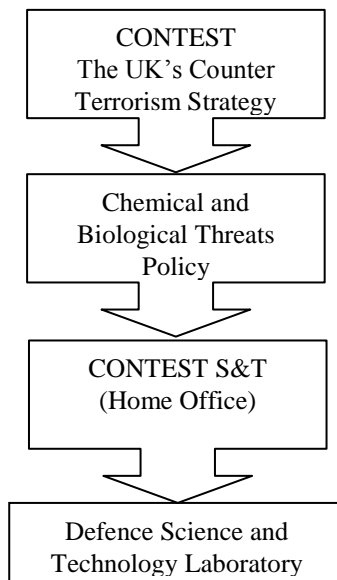
4. **If yes, what proportion of the total funds for each programme is expended in these contracted or other facilities?**

Not applicable

5. **Summarize the objectives and research areas of each programme performed by contractors and in other facilities with the funds identified under paragraph 4.**

- Detection and analysis of biological materials
- Hazard assessment and decontamination of biological agents
- Developing an understanding of the impact and spread of biological materials
- Hazard prevention of biological materials

6. **Provide a diagram of the organizational structure of each programme and the reporting relationships (include individual facilities participating in the programme).**



7. Provide a declaration in accordance with Form A, part 2 (iii) for each facility, both governmental and non-governmental, which has a substantial proportion of its resources devoted to each national biological defence research and development programme, within the territory of the reporting State, or under its jurisdiction or control anywhere.

The only facility that falls into this category is Dstl, Porton Down, for which a declaration is made on Form A Part 2 (iii).

National biological defence research and development programmes

Facilities

1. What is the name of the facility?

Defence Science and Technology Laboratory, Porton Down

2. Where is it located (include both address and geographical location)?

Dstl
Porton Down
Salisbury
Wiltshire
SP4 0JQ

The geographical location is shown in the attached map (Figure 2). (G13 Access Road, centre of south boundary, Latitude 50° 07-N, Longitude 01° 40-W.)

3. Floor area of laboratory areas by containment level:

BL2 1600m ²)	Biological defence research and development element
)	
BL3 1050 m ²)	
)	
BL4 335 m ²)	

4. The organizational structure of each facility.

The organisational structure of Dstl is shown in Figure 1. The facility provides research for all aspects of defence, including CBR. The total number of Dstl staff at Porton Down on 20 February 2018 was 1981 civilians (1890 permanent and 91 temporary) and 20 military. The civilian staff fall into the following categories:

Administration	134
Engineers	155
Managerial	204
Professional	230
Scientific	1029
Technical	229
TOTAL	1981
Military personnel	20

For the biological defence research and development element, the numbers are as follows:

(i) Total number of personnel	245
-------------------------------	-----

(ii)	Division of personnel	
	Civilian (243 permanent and 2 temporary)	245
	Military	0

(iii) Division of civilian personnel by category:

Administration	2
Engineers	2
Managerial	19
Professional	13
Scientific	198
Technical	11
TOTAL	245

(iv) **List the scientific disciplines represented in the scientific/engineering staff.**

Aerobiology, aerosol physics, mathematics, chemistry, chemical engineering, physics, bacteriology, biology, biophysics, bioinformatics, virology, genetics, immunology, medicine, veterinary science, microbiology, biochemistry, molecular biology, physiology, pharmacology, neuropharmacology, psychology, toxicology, engineering, electronics, ergonomics, hydrodynamics, information science, materials science, operational analysis, operational research, information technology, CB defence science.

(v) **Are contractor staff working in the facility? If so, provide an approximate number.**

A small number of contractors work on the programme from time to time. Other contractor staff carry out building and maintenance work and some administrative functions.

(vi) **What is (are) the source(s) of funding for the work conducted in the facility, including indication if activity is wholly or partly financed by the Ministry of Defence?**

Porton Down is one of the sites of the Defence Science and Technology Laboratory (Dstl), which is part of the Ministry of Defence. Some work, approximately 8.2%, is carried out for other governmental and commercial customers.

(vii) **What are the funding levels for the following programme areas:**

Research	£30.3 M
Development	£15.9 M
Test and Evaluation	This is carried out as required to support research and development. Not separately funded in UK.

(viii) **Briefly describe the publication policy of the facility:**

Staff at Dstl are encouraged to publish their work in the scientific literature.

(ix) **Provide a list of publicly-available papers and reports resulting from the work published during the previous 12 months. (To include authors, titles and full references.)**

Attached as Annex.

5. **Briefly describe the biological defence work carried out at the facility, including type(s) of micro-organisms¹ and/or toxins studied, as well as outdoor studies of biological aerosols.**

The work of Dstl, Porton Down has been reported under Question 1 of Form A Part 2 (ii). Projects currently underway include:

- a. The assessment of the hazard posed by micro-organisms and toxins when used by an aggressor as BW.
- b. Research into systems to facilitate collection, detection, warning, and identification of BW agents. This work includes the evaluation of collection and detection systems in outdoor studies using microbiological simulants and research into the composition of naturally occurring biological aerosols.
- c. Research to establish the protection afforded by materials and CBRN defence equipment against BW agents. This work includes the evaluation of military equipment both in the laboratory and in outdoor studies using microbiological simulants.
- d. Research into formulations and techniques for decontaminating microbiologically contaminated equipment using suitable simulants.
- e. Rapid identification of micro-organisms and toxins by the use of monoclonal antibodies and gene probes.
- f. Studies on the mechanism of action and treatment of toxins.
- g. Therapies for bacterial and viral infections.
- h. Studies on the mechanisms of pathogenicity of viruses and bacteria and the development of improved vaccines.

¹ Including viruses and prions.

BIOLOGICAL DEFENCE RESEARCH PUBLICATIONS FOR Dstl PORTON DOWN 2017

Amarasinghe, G. K., Bào, Y., Basler, C. F., Bavari, S., Beer, M., Bejerman, N., Blasdel, K. R., Bochnowski, A., Briese, T. & Bukreyev, A. (2017). Taxonomy of the order *Mononegavirales*: update 2017. *Archives of Virology* 162(8): 2493-2504

Bào, Y., Amarasinghe, G. K., Basler, C. F., Bavari, S., Bukreyev, A., Chandran, K., Dolnik, O., Dye, J. M., Ebihara, H. & Formenty, P. (2017). Implementation of objective PASC-derived taxon demarcation criteria for official classification of filoviruses. *Viruses* 9(5): 106

Barnes, K. B., Hamblin, K. A., Richards, M. I., Laws, T. R., Vente, A., Atkins, H. S. & Harding, S. V. (2017). Demonstrating the protective efficacy of the novel fluoroquinolone finafloxacin against an inhalational exposure to *Burkholderia pseudomallei*. *Antimicrobial Agents and Chemotherapy* 61(7): e00082-00017

Bayliss, M., Donaldson, M. I., Nepogodiev, S. A., Pergolizzi, G., Scott, A. E., Harmer, N. J., Field, R. A. & Prior, J. L. (2017). Structural characterisation of the capsular polysaccharide expressed by *Burkholderia thailandensis* strain E555:: wbiI (pKnock-KmR) and assessment of the significance of the 2-O-acetyl group in immune protection. *Carbohydrate Research* 452: 17-24

Bishop, A., O'Sullivan, C., Lane, A., Ellis, B. & Sellors, W. (2017). Re-aerosolization of *Bacillus thuringiensis* spores from concrete and turf. *Letters in Applied Microbiology* 64(5): 364-369

Bosworth, A., Dowall, S. D., Garcia-Dorival, I., Rickett, N. Y., Bruce, C. B., Matthews, D. A., Fang, Y., Aljabr, W., Kenny, J. & Nelson, C. (2017). A comparison of host gene expression signatures associated with infection in vitro by the Makona and Ecran (Mayinga) variants of Ebola virus." *Scientific Reports* 7: 43144

Carroll, M. W., Haldenby, S., Rickett, N. Y., Pályi, B., Garcia-Dorival, I., Liu, X., Barker, G., Bore, J. A., Koundouno, F. R. & Williamson, E. D. (2017). Deep sequencing of RNA from blood and oral swab samples reveals the presence of nucleic acid from a number of pathogens in patients with acute Ebola virus disease and is consistent with bacterial translocation across the gut. *mSphere* 2(4): e00325-00317

Clay, K., Hartley, M., Russell, P. & Norville, I. (2017). Use of axenic media to determine antibiotic efficacy against *Coxiella burnetii*. *International Journal of Antimicrobial Agents* doi: 10.1016/j.ijantimicag.2017.08.006

Cooper, C., Buyuk, F., Schelkle, B., Saglam, A. G., Celik, E., Celebi, O., Sahin, M., Hawkyard, T. & Baillie, L. (2017). Virulence plasmid stability in environmentally occurring *Bacillus anthracis* from North East Turkey. *Antonie van Leeuwenhoek* 110(1): 167-170

D'Elia, R., Saint, R., Newstead, S., Clark, G. & Atkins, H. (2017). Mitogen-activated protein kinases (MAPKs) are modulated during in vitro and in vivo infection with the intracellular bacterium *Burkholderia pseudomallei*. *European Journal of Clinical Microbiology & Infectious Diseases* 36(11): 2147-2154

- Haddrell, A. E. & R. J. Thomas (2017). Aerobiology: experimental considerations, observations, and future tools. *Applied and Environmental Microbiology* 83(17): e00809-00817
- Hamblin, K. A., Armstrong, S. J., Barnes, K. B., Davies, C., Laws, T. R., Blanchard, J. D., Harding, S. V. & Atkins, H. S. (2017). Inhaled liposomal ciprofloxacin protects against a lethal infection in a murine model of pneumonic plague. *Frontiers in Microbiology* 8: 91
- Janeczek, A. A., Scarpa, E., Horrocks, M. H., Tare, R. S., Rowland, C. A., Jenner, D., Newman, T. A., Oreffo, R. O., Lee, S. F. & Evans, N. D. (2017). PEGylated liposomes associate with Wnt3A protein and expand putative stem cells in human bone marrow populations. *Nanomedicine* 12(8): 845-863
- Jenner, D., Chong, D., Walker, N. & Green, A. C. (2017). "An imaging flow cytometry method to assess ricin trafficking in A549 human lung epithelial cells. *Methods* 134-135. 10.1016/j.ymeth.2017.10.012
- Male, A. L., Forafonov, F., Cuda, F., Zhang, G., Zheng, S., Oyston, P. C., Chen, P. R., Williamson, E. D. & Tavassoli, A. (2017). Targeting *Bacillus anthracis* toxicity with a genetically selected inhibitor of the PA/CMG2 protein-protein interaction. *Scientific Reports* 7(1): 3104
- Murch, A. L., Skipp, P. J., Roach, P. L. & Oyston, P. C. (2017). Whole genome transcriptomics reveals global effects including up-regulation of *Francisella* pathogenicity island gene expression during active stringent response in the highly virulent *Francisella tularensis* subsp. *tularensis* SCHU S4. *Microbiology* 163: 1664-1679
- Phelps, A. L., O'Brien, L. M., Eastaugh, L. S., Davies, C., Lever, M. S., Ennis, J., Zeitlin, L., Nunez, A. & Ulaeto, D. O. (2017) Susceptibility and lethality of Western equine encephalitis virus in Balb/c mice when infected by the aerosol route. *Viruses* 9:163
- Phelps, A., Gates, A., Eastaugh, L., Hillier, M. & Ulaeto, D. (2017). Comparative efficacy of intramuscular and scarification routes of administration of live smallpox vaccine in a murine challenge model. *Vaccine* 35: 3889-3896
- Postler, T. S., Clawson, A. N., Amarasinghe, G. K., Basler, C. F., Bavari, S., Benkő, M., Blasdell, K. R., Briese, T., Buchmeier, M. J. & Bukreyev, A. (2017). Possibility and challenges of conversion of current virus species names to Linnaean binomials. *Systematic Biology* 66: 463-473
- Ruske, S., Topping, D. O., Foot, V. E., Kaye, P. H., Stanley, W. R., Crawford, I., Morse, A. P. & Gallagher, M. W. (2017). Evaluation of machine learning algorithms for classification of primary biological aerosol using a new UV-LIF spectrometer. *Atmospheric Measurement Techniques* 10: 695
- Samsudin, F., Ortiz-Suarez, M. L., Piggot, T. J., Bond, P. J. & Khalid, S. (2017). Atomistic simulations of OmpA: a step towards the virtual bacterial envelope. *Biophysical Journal* 112: 567a

- Samsudin, F., Boags, A., Piggot, T. J. & Khalid, S. (2017). Braun's lipoprotein facilitates OmpA interaction with the *Escherichia coli* cell wall. *Biophysical Journal* 113: 1496-1504
- Senior, N. J., Sasidharan, K., Saint, R. J., Scott, A. E., Sarkar-Tyson, M., Ireland, P. M., Bullifent, H. L., Yang, Z. R., Moore, K. & Oyston, P. C. (2017). An integrated computational-experimental approach reveals *Yersinia pestis* genes essential across a narrow or a broad range of environmental conditions. *BMC Microbiology* 17: 163
- Vanaporn, M., Sarkar-Tyson, M., Kovacs-Simon, A., Ireland, P. M., Pumirat, P., Korbsrisate, S., Titball, R. W. & Butt, A. (2017). Trehalase plays a role in macrophage colonization and virulence of *Burkholderia pseudomallei* in insect and mammalian hosts. *Virulence* 8: 30-40
- Vashisht, K., Verma, S., Gupta, S., Lynn, A. M., Dixit, R., Mishra, N., Valecha, N., Hamblin, K. A., Maytum, R. & Pandey, K. C. (2017). Engineering nucleotide specificity of succinyl-CoA synthetase in *Blastocystis*: the emerging role of gatekeeper residues. *Biochemistry* 56, 534-542
- Weller, S. A. & Latham, J. (2017). High stringency evaluation of the inactivation/exclusion efficacy of a MALDI-TOF MS chemical extraction method, with filtration of extract through 0.1 µm filters, on *Bacillus anthracis* Vollum vegetative cells and spores. *PloS one* 12: e0177294
- Whitfield, S. J., Griffiths, G. D., Jenner, D. C., Gwyther, R. J., Stahl, F. M., Cork, L. J., Holley, J. L., Green, A. C. & Clark, G. C. (2017). Production, characterisation and testing of an ovine antitoxin against ricin; efficacy, potency and mechanisms of action. *Toxins* 9: 329
- Whitfield, S. J., Taylor, C., Risdall, J. E., Griffiths, G. D., Jones, J. T., Williamson, E. D., Rijpkema, S., Saraiva, L., Vessillier, S. & Green, A. C. (2017). Interference of the T cell and antigen-presenting cell costimulatory pathway using CTLA4-Ig (abatacept) prevents staphylococcal enterotoxin B pathology. *Journal of Immunology* 198: 3989-3998
- Williamson, E. D. (2017). Life sciences today and tomorrow: emerging biotechnologies. *Critical Reviews in Biotechnology* 37(5): 553-565
- Wlodek, A., Kendrew, S. G., Coates, N. J., Hold, A., Pogwizd, J., Rudder, S., Sheehan, L. S., Higginbotham, S. J., Stanley-Smith, A. E. & Warneck, T. (2017). Diversity oriented biosynthesis via accelerated evolution of modular gene clusters. *Nature Communications* 8: 1206
- Wong, J. P., Viswanathan, S., Wang, M., Sun, L.-Q., Clark, G. C. & D'Elia, R. V. (2017). Current and future developments in the treatment of virus-induced hypercytokinemia. *Future Medicinal Chemistry* 9: 169-178
- Yang, Z. R., Bullifent, H. L., Moore, K., Paszkiewicz, K., Saint, R. J., Southern, S. J., Champion, O. L., Senior, N. J., Sarkar-Tyson, M. & Oyston, P. C. (2017). A noise trimming and positional significance of transposon insertion system to identify essential genes in *Yersinia pestis*. *Scientific Reports* 7: 41923

Figure 1: Organisational Structure of Dstl (Division contributing to the Biological Defence Programme is shown in grey)

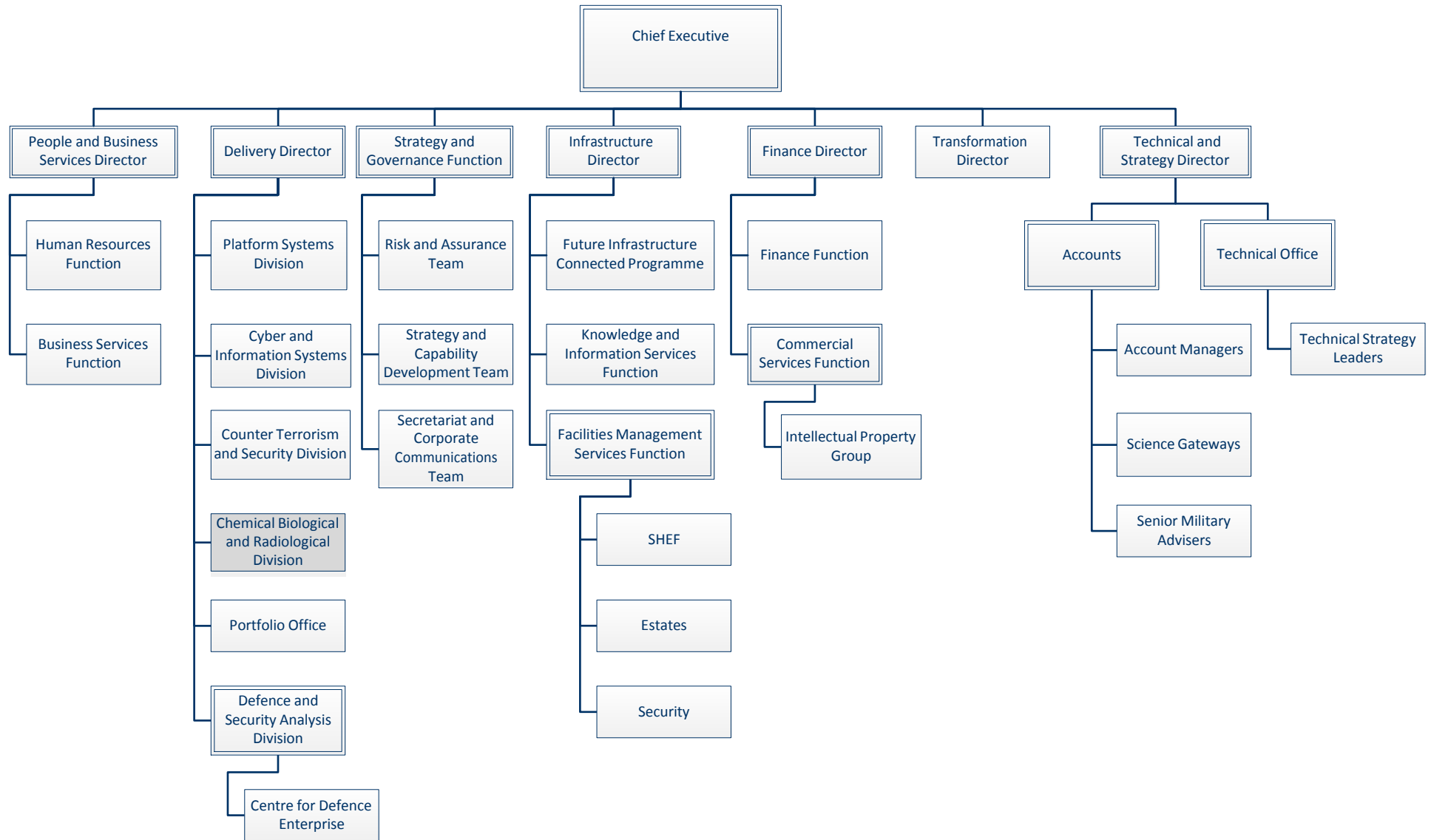


Figure 2: Routes to Dstl Porton Down

Dstl Porton Down



Dstl Porton Down

Salisbury, Wilts
SP4 0JQ

Central Enquiries
T +44 (0)1980 950000

By Rail and Bus

Salisbury Station, suitable for disabled users, approx 20-30 mins by taxi. Alternatively from Andover Station, suitable for disabled users. Approx 30 mins by taxi.
Dstl operates an hourly shuttle bus service during the day from directly outside Salisbury train station entrance to Porton Down - speak to your host for the current timetable.

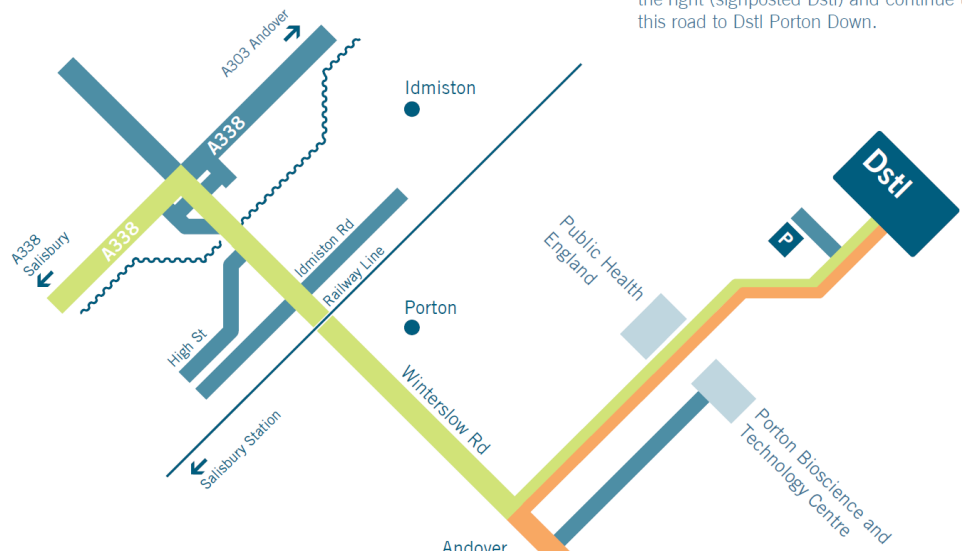
Dstl operates commuter bus services from Durrington, Amesbury and Salisbury (London Road) in addition to the services to and from Salisbury train station.

By Road

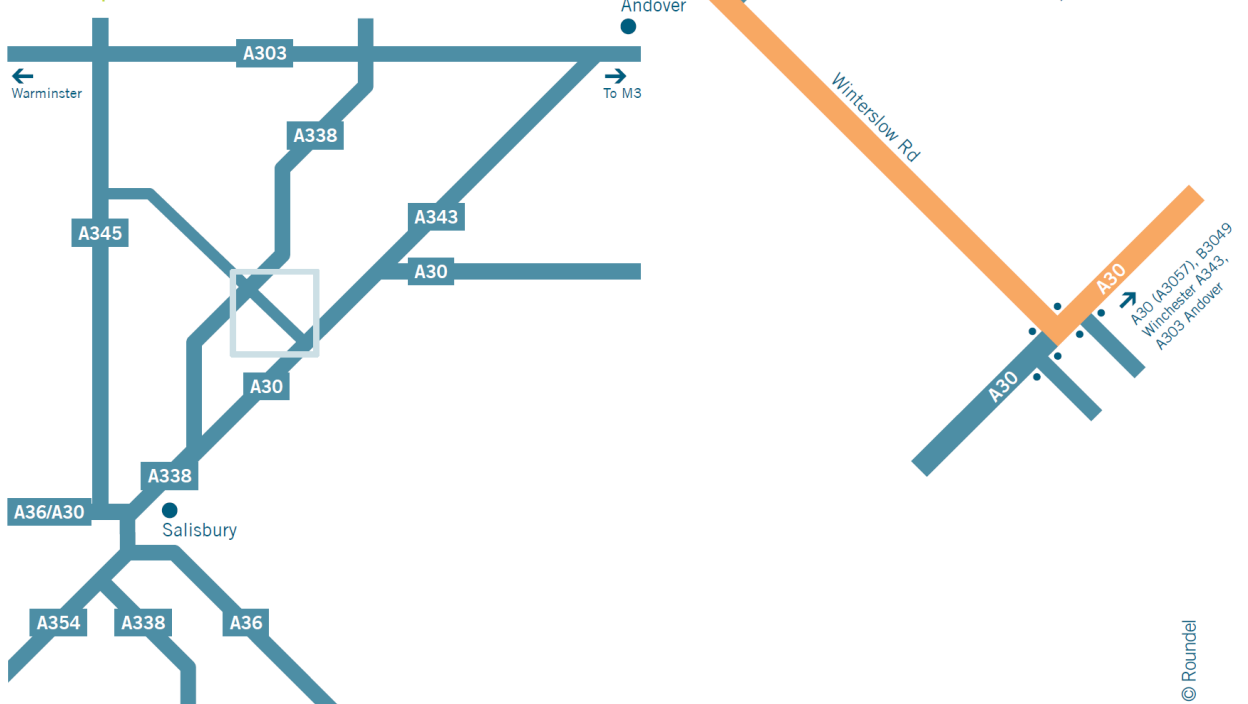
Green route from Salisbury. Take the A338 northbound signed to Cholderton and Marlborough. Turn right at Porton into Winterslow Road, crossing over the river and under the railway, and take the next road on the left (signposted Dstl). Continue up this road to Dstl Porton Down.

Orange route from Andover. Take the A343 southwest towards Salisbury. At the junction with the A30, continue towards Salisbury, then take the road northwest towards Porton at the traffic lights. Take the second road on the right (signposted Dstl) and continue up this road to Dstl Porton Down.

Detail map



Locator map



Information on outbreaks of infectious diseases and similar occurrences, that seem to deviate from the normal pattern

1.	Time of cognizance of the outbreak	3 January – 26 June 2017
2.	Location and approximate area affected	Poultry and gamebird farms in Lincolnshire, Lancashire, Suffolk, Carmarthenshire, North Yorkshire and Northumberland. Some were large commercial farms, others were smallholders.
3.	Type of disease/intoxication	Highly Pathogenic Avian Influenza H5N8
4.	Suspected source of disease/intoxication	Wild birds
5.	Possible causative agent(s)	H5N8 HPAI virus
6.	Main characteristics of systems (<i>symptoms</i>)	High mortality
7.	Detailed symptoms, when applicable	
	- respiratory	Present
	- circulatory	
	- neurological/behavioural	Present
	- intestinal	Present
	- dermatological	
	- nephrological	
	- other	High mortality in galliform and anseriform poultry including gamebirds; often characterised by diarrhoea, respiratory distress, inappetance and neurological signs in 24 hours before death.
8.	Deviation(s) from the normal pattern as regards	
	- type	Strain was circulating throughout Europe during 2016-2018, causing mortality in thousands of wild birds and many hundreds of poultry farms.
	- development	

-	place of occurrence	
-	time of occurrence	
-	symptoms	
-	virulence pattern	Sequence of the virus predicted high pathogenicity
-	drug resistance pattern	N/A
-	agent(s) difficult to diagnose	
-	presence of unusual vectors	
-	other	
9.	Approximate number of primary cases	10
10.	Approximate number of total cases	12
11.	Number of deaths	Disease control measures require culling – total number 116,500 birds.
12.	Development of the outbreak	The outbreaks occurred in areas considered to be high risk for contact between wild birds and poultry. The event was predicted as it followed from the case at the end of December 2016. Nevertheless this was the largest avian influenza epizootic seen in Europe and is still ongoing.
13.	Measures taken	Culling of all susceptible birds, cleaning & disinfection.

Epidemiology Reports for the outbreaks are published here:

<https://www.gov.uk/government/publications/reports-relating-to-recent-cases-of-avian-influenza-bird-flu>

Background information on UK outbreaks of infectious diseases in humans, animals and plants can be obtained via:

<https://www.gov.uk/government/collections/notifications-of-infectious-diseases-noids>

<https://www.gov.uk/government/publications/notifiable-diseases-weekly-reports-for-2017>

<https://www.gov.uk/government/publications/notifiable-diseases-last-52-weeks>

<https://www.gov.uk/government/publications/notifiable-diseases-causative-agents-report>

<http://www.hps.scot.nhs.uk/>

<http://www.hps.scot.nhs.uk/surveillance/ReportsSummary.aspx>

<http://www.publichealth.hscni.net/directorate-public-health/health-protection/notifications-infectious-diseases>

<http://www.publichealth.hscni.net/directorate-public-health/health-protection/noids-archive>

<https://www.gov.uk/government/collections/notifiable-diseases-in-animals>

<https://www.gov.uk/government/collections/animal-disease-surveillance-reports>

http://www.oie.int/wahis_2/public/wahid.php/Countryinformation/Countryreports

<https://planthealthportal.defra.gov.uk/>

<https://secure.fera.defra.gov.uk/phiw/riskRegister/plant-health>

<https://www.ippc.int/en/countries/united-kingdom/pestreports/>

Encouragement of publication of results and promotion of use of knowledge

Nothing new to declare.

Previous submission (2017, covering data for 2016):

UK policy is that basic research in biosciences, and particularly that related to the Convention, should generally be unclassified and applied research is also unclassified to the extent possible without infringing on national and commercial interests.

It is UK policy to encourage research scientists funded by the Government to publish the results of their work in scientific journals readily available to the scientific community. This applies to the publication of the results of research carried out in the research centres and laboratories subject to exchange of information under Confidence Building Measure A.

Insofar as publication of research on outbreaks of diseases covered by Confidence Building Measure B is concerned again it is UK policy to encourage research scientists funded by the Government to publish the results of their studies.

Examples of relevant scientific journals and other scientific publications include the following:

ACS Synthetic Biology
American Journal of Tropical Medicine and Hygiene
Analyst
Analytical and Bioanalytical Chemistry
Analytical Methods
Annals of Infectious Disease and Epidemiology
Antimicrobial Agents and Chemotherapy
Antiviral Research
Applied and Environmental Microbiology
Applied Biosafety
Archives of Virology
Avian Pathology
Bioconjugate Chemistry
Bioinformatics
Bioorganic and Medicinal Chemistry
Biophysical Journal
Bioscience Reports
Biosensors and Bioelectronics
BMC Genomics
BMC Infectious Diseases
BMC Microbiology
BMC Proceedings
Bulletin of Mathematical Biology
Cell
Cell & Bioscience
Chemistry & Biology
Chemical Society Reviews
Clinical Microbiology and Infectious Diseases

Clinical and Vaccine Immunology
Current Opinion in Microbiology
Cytokine
Cytometry
Developmental and Comparative Immunology
Emerging Infectious Diseases
Epidemiology and Infection
European Journal of Clinical Microbiology and Infectious Diseases
Eurosurveillance
Expert Review of Vaccines
FEMS Microbiology Ecology
FEMS Microbiology Letters
FEMS Microbiology Reviews
Foodborne Pathogens and Disease
Frontiers in Cellular and Infection Microbiology
Frontiers in Immunology
Frontiers in Microbiology
Future Virology
Genome Research
Indian Journal of Experimental Biology
Infection and Immunity
Influenza and Other Respiratory Viruses
International Journal of Antimicrobial Agents
International Journal of Experimental Pathology
International Journal of Infectious Diseases
International Journal of Medical Microbiology
International Journal for Parasitology
Journal of Aerosol Science
Journal of Bacteriology
Journal of Clinical Microbiology
Journal of Comparative Pathology
Journal of Food Protection
Journal of General Virology
Journal of Immunological Methods
Journal of Immunology Research
Journal of Infectious Diseases
Journal of Medical Microbiology
Journal of Molecular and Genetic Medicine
Journal of the Royal Society Interface
Journal of Veterinary Diagnostic Investigation
Journal of Virological Methods
Journal of Virology
Lancet
Letters in Applied Microbiology
Methods in Molecular Biology
Microbial Pathogenesis
Microbiology
Molecular Immunology
Molecular Microbiology
Nature
Nature Biotechnology
Outlooks on Pest Management
Parasite Immunology
Parasitology Research

Pathogens
Philosophical Transactions of The Royal Society B-Biological Sciences
PLoS Neglected Tropical Diseases
PLoS One
Proceedings of the National Academy of Sciences
Proteomics
Resistance Microbiology
Scientific Reports
Structure
The EMBO Journal
The Veterinary Journal
Transactions of the Royal Society of Tropical Medicine and Hygiene
Transboundary and Emerging Diseases
Trends in Analytical Chemistry
Trends in Immunology
Trends in Microbiology
Trends in Parasitology
Vaccine
Veterinary Immunology and Immunopathology
Veterinary Microbiology
Veterinary Research
Viral Immunology
Virology
Virology Journal
Virus Research
Viruses

Declaration of legislation, regulations and other measures

Relating to	Legislation	Regulations	Other measures	Amended since last year
(a) Development, production stockpiling, acquisition or retention of microbial or other biological agents, or toxins, weapons, equipment and means of delivery specified in Article I	Yes	Yes	Yes	No
(b) Exports of micro-organisms and toxins	Yes	Yes	Yes	Yes
(c) Imports of micro-organisms and toxins	Yes	Yes	Yes	Yes
(d) Biosafety and biosecurity	Yes	Yes	Yes	No

For further details of relevant legislation, regulations and other measures see the following **(those amended since last year are shown in red)**:

(a) The Biological Weapons Act 1974:

- <http://www.legislation.gov.uk/ukpga/1974/6/contents>

The Anti-Terrorism, Crime and Security Act 2001 (ATCSA):

- <http://www.legislation.gov.uk/ukpga/2001/24/contents>
- <http://www.legislation.gov.uk/uksi/2007/926/contents/made>
- <http://www.legislation.gov.uk/uksi/2007/929/contents/made>
- <http://www.legislation.gov.uk/uksi/2012/1466/contents/made>

The Academic Technology Approval Scheme (ATAS):

- <https://www.gov.uk/academic-technology-approval-scheme>

(b) UK Export Control legislation:

- <https://www.gov.uk/guidance/export-military-or-dual-use-goods-services-or-technology-special-rules>

UK Strategic Export Control Lists

- <https://www.gov.uk/government/publications/uk-strategic-export-control-lists-the-consolidated-list-of-strategic-military-and-dual-use-items-that-require-export-authorisation>

Latest version reflects the amendment of Council Regulation (EC) 428/2009 by Commission Delegated Regulation (EU) No 2017/2268 of 26 September 2017 (OJ L334/1 of 15/12/2017)

- http://eur-lex.europa.eu/eli/reg_del/2017/2268/oj

(c) Relevant amendments in 2017 to Plant Health Orders and Regulations:

England:

- <http://www.legislation.gov.uk/uksi/2017/8/contents/made>
- <http://www.legislation.gov.uk/uksi/2017/178/contents/made>
- <http://www.legislation.gov.uk/uksi/2017/1220/contents/made>

England and Scotland (Forestry):

- <http://www.legislation.gov.uk/uksi/2017/1178/made>

(d) Health and Safety at Work etc. Act 1974:

- <http://www.legislation.gov.uk/ukpga/1974/37/contents>

Health and Safety at Work (Northern Ireland) Order 1978:

- <http://www.legislation.gov.uk/nisi/1978/1039>

The Control of Substances Hazardous to Health Regulations 2002:

- <http://www.legislation.gov.uk/uksi/2002/2677/contents/made>

The associated Approved List of Biological Agents - last revised list published in April 2016:

- <http://www.hse.gov.uk/pubns/misc208.pdf>

The associated Control of Substances Hazardous to Health Approved Code of Practice and Guidance (L5: Sixth Edition):

- <http://www.hse.gov.uk/pubns/books/l5.htm>

The Control of Substances Hazardous to Health Regulations (Northern Ireland) 2003:

- <http://www.legislation.gov.uk/nisr/2003/34/contents/made>

The Genetically Modified Organisms (Contained Use) Regulations 2014:

- <http://www.legislation.gov.uk/uksi/2014/1663/contents/made>

The Genetically Modified Organisms (Contained Use) Regulations (Northern Ireland) 2015:

- <http://www.legislation.gov.uk/nisr/2015/339/contents/made>

The Specified Animal Pathogens Order 2008:

- <http://www.legislation.gov.uk/uksi/2008/944/contents/made>
- <http://www.legislation.gov.uk/uksi/2009/3083/contents/made>

The Specified Animal Pathogens (Wales) Order 2008:

- <http://www.legislation.gov.uk/wsi/2008/1270/contents/made>
- <http://www.legislation.gov.uk/wsi/2009/3234/contents/made>

The Specified Animal Pathogens (Scotland) Order 2009:

- <http://www.legislation.gov.uk/ssi/2009/45/contents/made>
- <http://www.legislation.gov.uk/ssi/2009/394/contents/made>

Guidance for licence holders on the containment and control of specified animal pathogens:

- <http://www.hse.gov.uk/pubns/books/hsg280.htm>

The Specified Animal Pathogens (Northern Ireland) Order 2008:

- <http://www.legislation.gov.uk/nisr/2008/336/contents/made>
- <http://www.legislation.gov.uk/nisr/2010/24/contents/made>

The Anti-Terrorism, Crime and Security Act 2001 (ATCSA):

- <http://www.legislation.gov.uk/ukpga/2001/24/contents>
- <http://www.legislation.gov.uk/uksi/2007/926/contents/made>
- <http://www.legislation.gov.uk/uksi/2007/929/contents/made>
- <http://www.legislation.gov.uk/uksi/2012/1466/contents/made>

Further information and guidance on biosafety and biosecurity measures in the UK:

- <http://www.hse.gov.uk/biosafety/information.htm>

Further information on UK domestic controls to prevent the proliferation of nuclear, chemical and biological weapons, and their means of delivery has been submitted under UN Security Council Resolution 1540 requirements and can be found via:

- <http://www.un.org/en/sc/1540/national-implementation/national-reports.shtml>
- <http://www.un.org/en/sc/1540/national-implementation/1540-matrices/committee-approved-matrices.shtml>
- <http://www.un.org/en/sc/1540/national-implementation/legislative-database/list-of-legislative-documents.shtml>

Declaration of past activities in offensive and/or defensive biological research and development programmes

Nothing new to declare.

Previous submission (2011, covering data for 2010):

1. Date of entry into force of the Convention for the State Party.

26 March 1975

2. Past offensive biological research and development programmes:

Updated Information:

The UK provided information on its past offensive programme in 1992. Since that point the CBM F has not been updated. In the past year information has become available, as part of regular reviews of retained files held at The National Archives, which reveals some experimental work on anti-livestock biological warfare, which has not been previously acknowledged in the UK's CBM submissions. The UK is therefore taking this opportunity to update the information provided in its CBM Form F. Our original Form F is being reproduced in this year's return.

The Porton Experiments Sub-Committee was established in September 1940 as a sub-committee of the War Cabinet to investigate the feasibility of the means of biological warfare. Until then there had been no systematic scientific investigation in the UK into offensive and defensive biological warfare. Those engaged in UK efforts worked from the assumption that only by a full examination of the methods of attack would it be possible to develop effective means of defence. Work started at Porton Down within the Chemical Defence Experimental Station (CDES) in November 1940 to assess the feasibility of BW, to define the necessary defensive measures and to acquire the means to retaliate in kind in the event of use of BW against the UK or its allies.

As part of this work in January 1941, the UK noted the possibilities for attacks on livestock using saboteurs and aircraft as the means of delivery of the causative agents. At the then current state of knowledge of human and animal diseases, it was believed that the spreading of the latter appeared to be the more formidable weapon. It was subsequently proposed that preparatory measures for retaliation with animal diseases should be initiated or continued by the Ministry of Agriculture and Fisheries at its Weybridge and Pirbright stations or elsewhere.¹ The diseases under investigation were Foot and Mouth Disease (FMD), Rinderpest, Glanders and Swine Fever.

Experiments were conducted in 1941 and 1942 to test the survival of Swine Fever virus on certain foodstuffs, particularly cakelets, and when sprayed on grass. Similar programmes were undertaken for FMDV and Rinderpest virus. Research was also done to investigate defensive measures against these agents. Work on glanders involved some initial studies on virulence, growth and survival of the causative agent, as well as defensive measures.

¹ Pirbright in Surrey was the Ministry of Agriculture and Fisheries' Foot and Mouth Disease Research Station. Weybridge, also in Surrey, was the Ministry's Veterinary Laboratory.

It seems that no further progress was made on developing these agents into practical weapons in the 1940 to 1942 period. Although experimental work with FMDV and Rinderpest virus in cattle cakes was undertaken, no evidence has been found to indicate that there were any stockpiles produced to match the anthrax charged cattle cakes, which were the sole means of providing a BW retaliatory capability during the Second World War.

Original Form F:

BIOLOGICAL AND TOXIN WEAPONS CONVENTION: UK CBM FORM F 1993

Declaration of past activities in offensive and/or defensive biological research and development program

1. Date of entry into force of the Convention for the State Party

The UK signed the Biological Weapons Convention in April 1972 and ratified in March 1975. The 1974 Biological Weapons Act implements the Convention's provisions.

2. Past offensive biological R&D programs

- Yes

- Period(s) of Activities:

The UK had a modest programme to provide a capability to retaliate in kind should UK force be attacked by BW which started in 1940 and ceased in the late 1950s.

- Summary of the R&D activities indicating whether work was performed concerning production, test, and evaluation, weaponisation, stockpiling of biological agents, the destruction programme of such agents and weapons, and other related research.

United Kingdom concern about the possible future menace of the use of biological weapons (BW) began in the 1920s and continued through the 1930s with the establishment in 1936 of a sub-committee of the Committee for Imperial Defence, with a mandate "to report on the practicality of the introduction of bacteriological warfare and to make recommendations on the countermeasures which should be taken to deal with such an eventuality." This led to the establishment in 1940 of the Biology Department, Porton (BDP).

From 1940 to 1946 the UK focus for BW studies was the Biology Department, Porton (BDP) which though located within the then Chemical Defence Experimental Station was a small autonomous organisation (up to about 45 people at its largest) set up to assess the feasibility of BW, to define the necessary defensive measures and to acquire the means to retaliate in kind in the event of use of BW against the UK or its allies. The latter part of this mandate involved carrying out trials using anthrax spores disseminated from bombs on Gruinard Island in 1942 and 1943. The success in demonstrating this method of release of spores was followed by the start of a conjoint United Kingdom, United States and Canadian development of a retaliatory capability based on cluster bombs with anthrax charged munitions, the so called N-bomb project. This project had not come to fruition by the end of the war, and the War Cabinet's requirement for a retaliatory capability in World War II was fulfilled by the development of a modest anti-livestock aircraft-delivered BW capability based on anthrax spores in cattle cakes. A stockpile of 5,000,000 cattle cakes was produced by BDP in 1942-3 and was stored at Porton. This weapon was never employed.

In the immediate post-war period the cattle cake stockpile was destroyed by autoclaving and burning; a few cardboard boxes each holding 400 cakes were retained as curiosities in the culture collection of the then Microbiological Research Establishment (MRE) at Porton until they were destroyed in 1972 at the time of the signature of the Biological Weapons Convention.

Whilst some research on offensive aspects continued for a few years after World War II, by 1957 the UK had abandoned work on an offensive capability. Subsequent work was on biological defence and included assessment of hazards should BW be used against the UK.

3. Past defensive biological R&D programmes

- Yes

- **Period(s) of Activities:**

1940-Present

- **Summary of the R&D activities indicating whether or not work was conducted in the following areas: prophylaxis, studies on pathogenicity and virulence, diagnostic techniques, aerobiology, detection, treatment, toxinology, physical protection, decontamination, and other related research, with location if possible.**

BW defence was pursued from 1940 by BDP, notably in evaluation of respiratory protection, immunisation, anti-biotic therapy, and decontamination. By 1946 the BDP had become the Microbiological Research Department (MRD). In 1951 the MRD moved to a separate building in from within what had now become the Chemical Defence Experimental Establishment (CDEE). It was still known as MRD until 1957 when it became the Microbiological Research Establishment (MRE), under which title it continued until 1979.

Defensive studies were carried on from 1946 at MRD and then at MRE. The programme involved work on pathogenicity and virulence, aerobiology and experimental inhalation infection, detection and warning of BW aerosols, rapid identification of BW agents and rapid diagnosis of infectious diseases, prophylaxis, toxins, physical protection for individual and collective use, and decontamination. Most of this work was done at Porton but in the period 1948-1955 field trials with pathogens were performed on the high seas off the Bahamas and off the Scottish coast, initially to determine the feasibility of conducting trials at sea and latterly to acquire data on the behaviour of microbial aerosols under realistic conditions. Although such work was begun during the period when offensively motivated R&D was also being pursued, the data acquired was relevant to defence.

In the late 1960s and 1970s the proportion of MRE effort devoted to BW defence was gradually reduced as a result of reductions in defence funding offset by increases in civil research and microbiology. In the late 1970s it was decided that BW defence should be carried out at the then Chemical Defence Establishment (CDE) on a much reduced scale, resulting in defence sector economies and benefits from the wholesale commitment of MRE to public health microbiology. MRE was transferred to the Public Health Laboratory Service of the Department of Health in 1979. It is now the Centre for Applied Microbiology and Research in the Public Health Service. Accordingly, on 1 April 1979, a new Defence Microbiology Division (DMD) was set up within CDE as the focus of UK research on BW defence. The impact of genetic engineering, molecular biology, and biotechnology began to be felt in the early 1980s and has been highlighted in the UK papers submitted to all three Review Conferences of the Convention. These scientific and technological developments brought about a reassessment of the potential hazard posed by living biological and toxin

weapons to the UK Armed Forces, and of continuing progress towards better detection and protection. In the latter areas it was recognised that the emerging biological technologies would make a significant contribution within the integrated research programme of CDE to counter the CBW threat. In April 1991, CDE was renamed the Chemical and Biological Defence Establishment (CBDE) to reflect more accurately the scope of the Establishment's work.

Declaration of vaccine production facilities

1. Name(s) of facility

Seqirus Vaccines Limited

2. Location (mailing address)

Gaskill Road
Speke
Liverpool
L24 9GR

3. General Description of the types of diseases covered

During 2017, only Influenza vaccines were manufactured at this facility: two distinct types for the market, Fluvirin® and Agrippal® (seasonal influenza strain presentations).

Northern & Southern Hemisphere Influenza vaccine: Cultivation of egg adapted influenza virus. Three strains incorporated within the vaccine (Trivalent), trade name Fluvirin® or Agrippal®.

Cultivation in eggs of attenuated influenza strains produced by 'Reverse Genetics' and classical reassortant techniques. For seasonal strains, the work was undertaken at containment biosafety level 2.

Attenuated influenza virus strains in reverse genetic form are designated as GMOs and an appropriate manufacturing licence (GM consent) has been granted from the UK Competent Authority. IAPO (Importation of Animal Pathogens Order 1980) does not apply to these strains due to attenuation at the genetic level.

Note: the manufacturing facility at Liverpool bulk manufactures the influenza vaccine at site 4 with eggs supplied from site 6. The fill finish operations to manufacture individual influenza vaccine doses occur at a contractor facility located at Rosia in Italy.

Declaration of vaccine production facilities

1. **Name(s) of facility**

MedImmune UK Ltd

2. **Location (mailing address)**

Plot 6 Renaissance Way
Boulevard Industry Park
Speke
Liverpool
L24 9JW

3. **General Description of the types of diseases covered**

Influenza: Manufacture of influenza vaccine based on WHO recommendations

Declaration of vaccine production facilities

1. **Name(s) of facility**

Porton Biopharma Limited

2. **Location (mailing address)**

Porton Biopharma Limited
Porton Down
Salisbury
Wiltshire
SP4 0JG

3. **General Description of the types of diseases covered**

Anthrax vaccine manufacture